

5DX CLASSIC

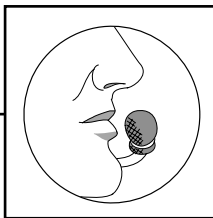
USERS GUIDE



FLIGHTCOM 

INSTALLATION

- Insert the larger plug into the jack marked "headphone" or "phone".
- Insert the smaller plug into the jack marked "microphone" or "mic".
- Set the stereo/mono switch on the cable splitter box to the "M" position. If connecting to a stereo intercom, set the switch to the "S" position.
- Adjust headband slider and mic boom for proper fit and comfort.
- Place the microphone no more than 1/8" from lips, at the corner of the mouth. This is critical to the performance of the noise canceling electret microphone.
- A volume control is provided to reduce the level of audio in each ear dome.



If the aircraft does not have a built-in push-to-talk (PTT) switch, a portable PTT switch must be installed in order to use the radio. The master gain control located in the aircraft radio should be optimized by an avionics technician whenever adding a new model microphone to the system.

FITTING INSTRUCTIONS



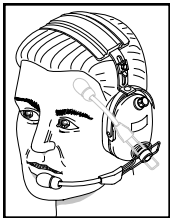
1.

The headset can be worn with the boom on the right or left side of the head. To change the mic boom placement, rotate the boom in an upward motion. IMPORTANT: Never rotate or force the boom in a downward direction for boom reversal as you may damage the microphone cable.



2.

To increase the size of the headset, slide the domes in a downward direction. To decrease, slide the domes in an upward direction until they stop.



3.

Properly fitting the headset to each wearer's head is crucial to performance. The headpad should fit comfortably on top of the head, without a gap or space between the head and headpad. The headset should be centered on the head, and the ear seals should comfortably cover the ears, without being placed too far forward on the jawbone or face. Place the mic no more than 1/8" from the lips to ensure clarity and peak performance of the noise canceling mic.

SPECIFICATIONS

Headset: Model 5DX

Sensitivity:	104 dB re .0002 microbar @ 1000 Hz, 1mW
Frequency Response:	100-17,000 Hz +/- 5 dB in 6cc coupler
Impedance:	600 ohms nominal, 150 to 1200 ohm source
Weight:	17.9 ounces without comm cable
Weight of comm cable:	3.1 ounces
Shielded cable:	Full floating with independent ground
Noise Reduction Rating:	22 dB

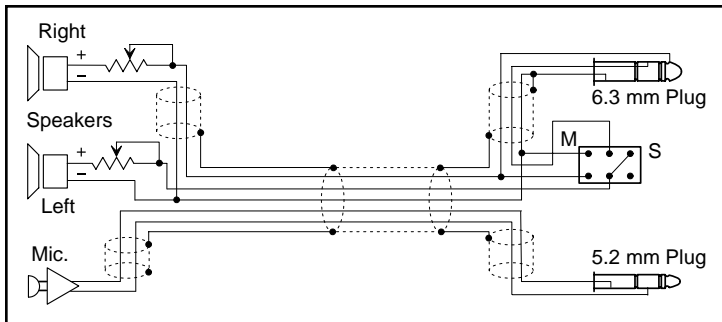
Microphone: Model A9

DC Bias Supply:	8 to 16 volts, not polarity sensitive
Source Resistance:	220 to 2200 ohms
Output Voltage:	370 mV @ 114 dB spl re .0002 microbar
Frequency Response:	Optimized for speech clarity and noise reduction
Maximum Ambient Noise Level:	120 dB spl re .002 microbar

Caution:

Bias voltage supplied to the microphone must come from voltage and resistance ranges specified above. Voltages supplied in excess of those stated in the specifications can cause microphone failure and void warranty. The mic audio signal is present between the ring and barrel of the mic plug; tip is reserved for transmit keyline.

WIRING DIAGRAM



Questions? Call toll free 1-800-432-4342

Three-Year Limited Warranty to Original Purchaser

Flightcom Corporation warrants to the original purchaser of this product that it will be free from defects in materials and workmanship, under normal and proper use, for the period of three years from date of purchase. Flightcom Corporation will repair or replace, at its sole option, any parts showing factory defects during this warranty period, subject to the following provisions. This warranty applies only to a new product which has been sold through authorized channels of distribution. All work under warranty must be performed by Flightcom Corporation. All returned products must be shipped to our address, freight prepaid, accompanied by a dated proof of purchase. **SAVE YOUR SALES SLIP!** The purchaser voids this warranty if he, she or others attempt to repair, service or alter the product in any way. This warranty does not apply in the event of accident, abuse, improper installation, unauthorized repair, tampering, modification, fire, flood, collision or other damage from external sources, including damage which is caused by user replaceable parts (leaking batteries, etc.). This warranty does not extend to any other equipment or aircraft to which this product may be attached or connected. The foregoing is your sole remedy for failure in service or defect. Flightcom Corporation shall not be liable under this or any implied warranty for incidental or consequential damages, nor for any installation or removal costs or other service fees. This warranty is in lieu of all other warranties, express or implied, including the warranty of merchantability or fitness for use, which are hereby excluded. To the extent that this exclusion is not legally enforceable, the duration of such implied warranties shall be limited to three years from date of purchase. No suit for breach of express or implies warranty may be brought after three years from date of purchase.



QUESTIONS CALL TOLL FREE 1.800.432.4342

FLIGHTCOM CORPORATION

7340 SW Durham Road, Portland, Oregon 97224 U.S.A.

503.684.8229 • FAX 503.620.2943 • service@flightcom.net • www.flightcom.net